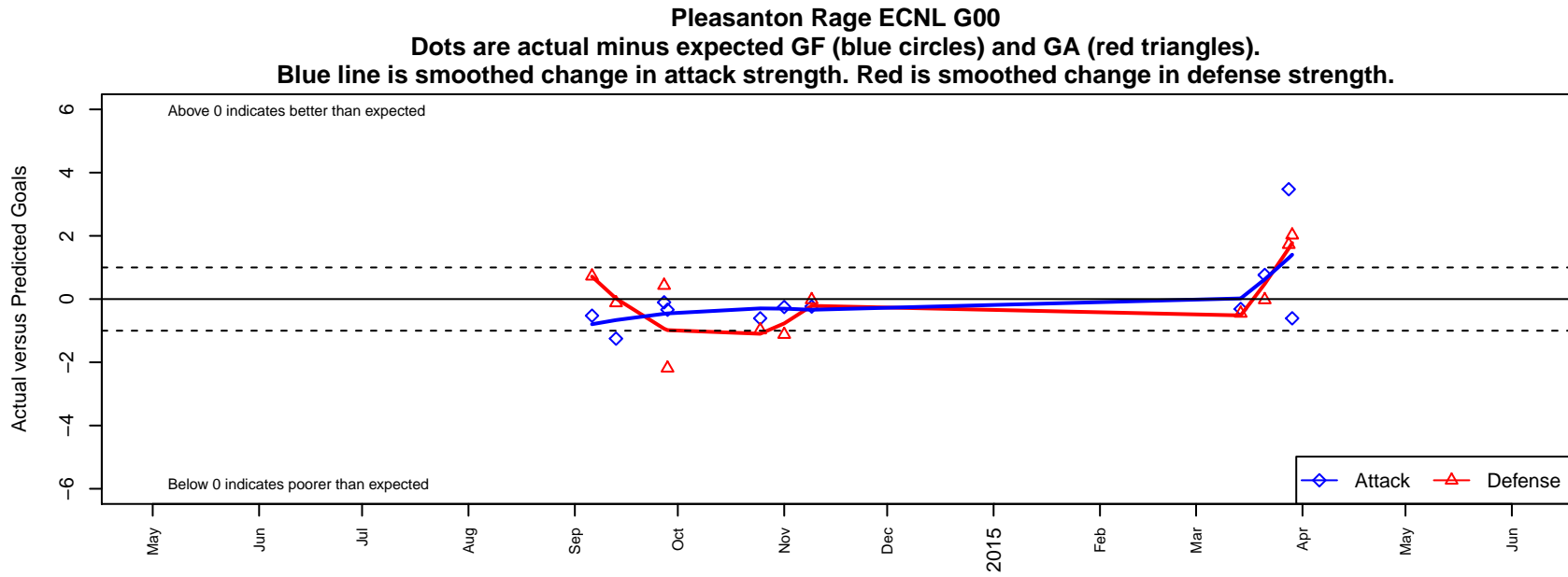


# Pleasanton Rage ECNL G00

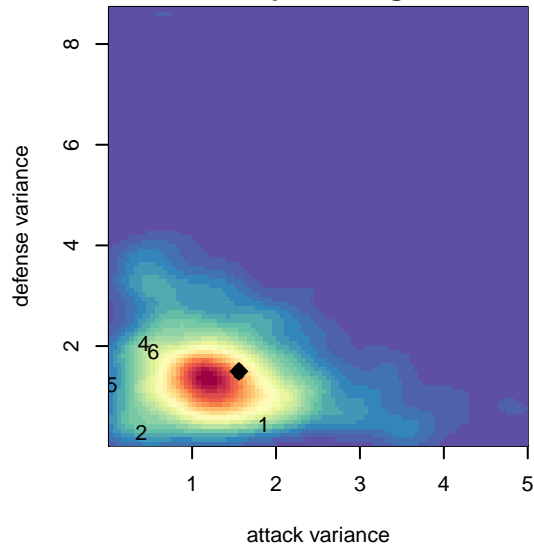
, CAN  
G00 total strength=1588  
attack=23.96 defense=9.84

alt names used:  
Pleasanton Rage ECNL U14

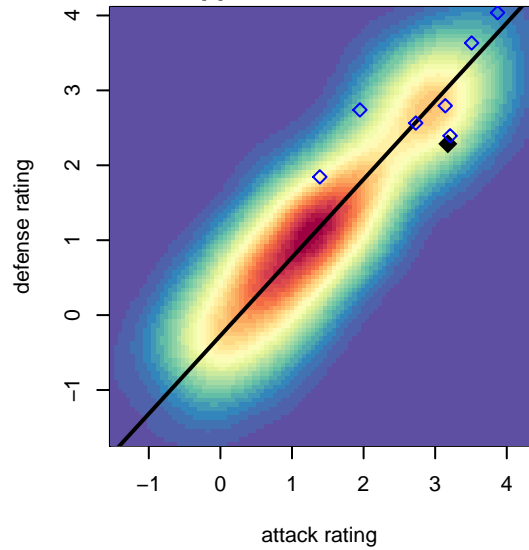
Venues played:  
2014 ECNL U14



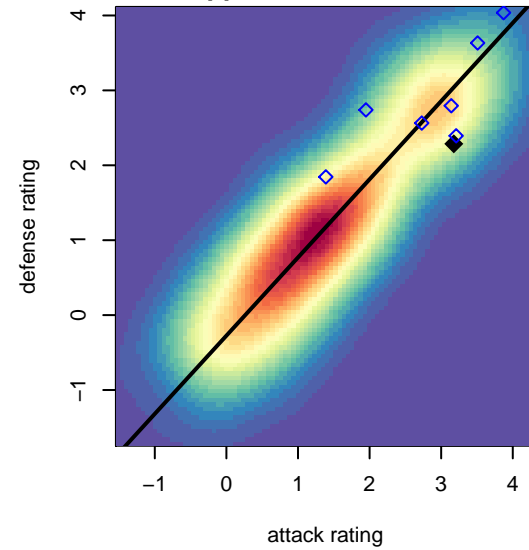
**attack and defense variance (black dot)  
relative to other teams  
and top 10 in region**



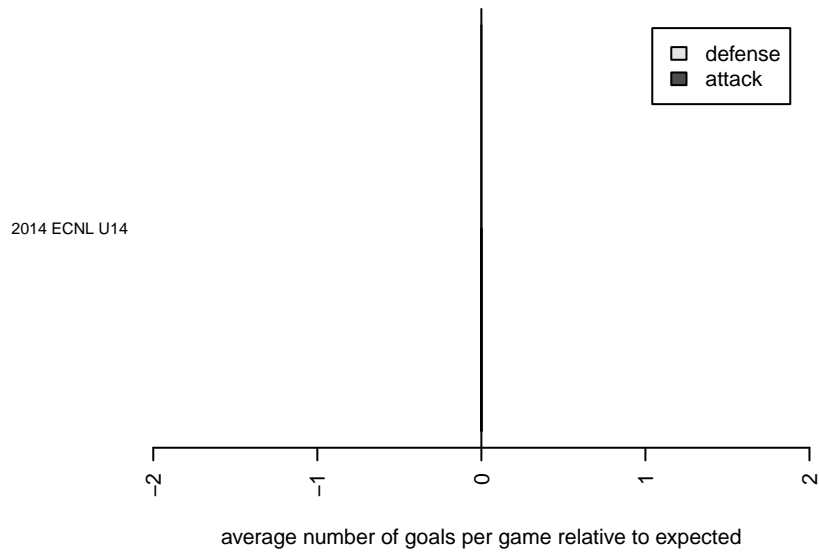
**attack and defense rating  
relative to others at age  
and all opponents in last 13 months**



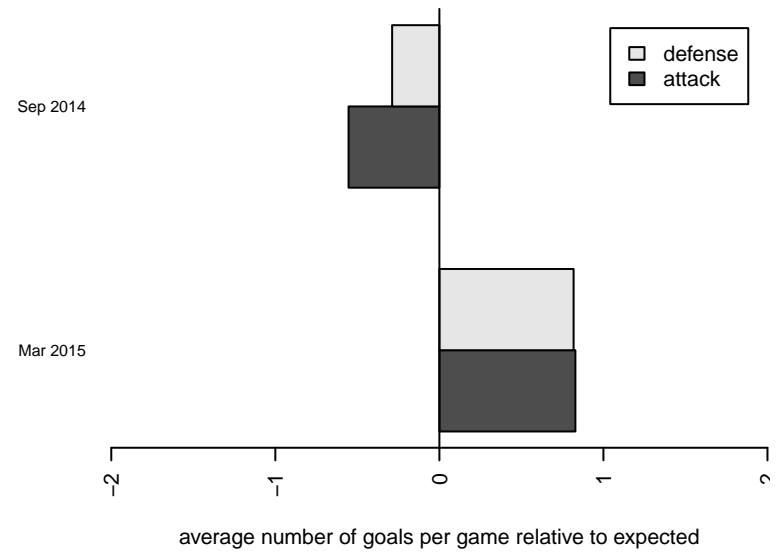
**attack and defense rating  
relative to others at age  
and all opponents in last 13 months**



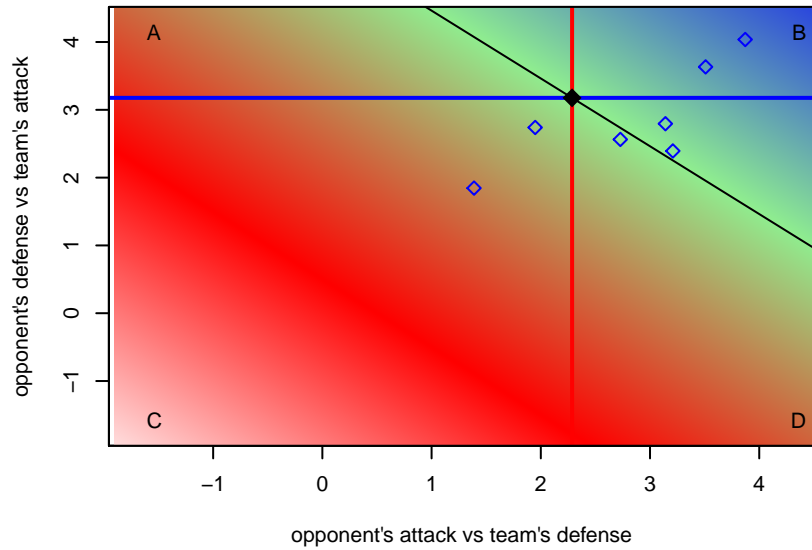
**Performance relative to 13 month average**



**Performance relative to 13 month average**



Distribution of opponents  
 Red = Lose zone, Blue = Win zone, Green = Even  
 Black line separates win/lose zones



lot. A=Neither has attack advantage, B=Opponent has both attack and defense advantage, C=Opponent has both attack and defense disadvantage, D=Both have

<b>date</b>	<b>home</b>		<b>away</b>		<b>venue</b>	<b>pred.home</b>	<b>pred.away</b>
2015-03-29	San Juan SC ECNL G00	2	Pleasanton Rage ECNL G00	0	2014 ECNL U14	4.02	0.61
2015-03-28	Pleasanton Rage ECNL G00	5	De Anza Force ECNL G00	1	2014 ECNL U14	1.53	2.72
2015-03-21	Pleasanton Rage ECNL G00	2	MVLA ECNL G00	1	2014 ECNL U14	1.24	0.98
2015-03-14	Pleasanton Rage ECNL G00	3	Santa Rosa United ECNL G00	1	2014 ECNL U14	3.31	0.55
2014-11-09	MVLA ECNL G00	1	Pleasanton Rage ECNL G00	1	2014 ECNL U14	0.98	1.24
2014-11-01	Mustang SC ECNL G00	3	Pleasanton Rage ECNL G00	1	2014 ECNL U14	1.88	1.25
2014-10-25	Pleasanton Rage ECNL G00	0	San Juan SC ECNL G00	5	2014 ECNL U14	0.61	4.02
2014-09-28	Colorado Rush ECNL G00	8	Pleasanton Rage ECNL G00	0	2014 ECNL U14	5.81	0.34
2014-09-27	Real Colorado G00	2	Pleasanton Rage ECNL G00	1	2014 ECNL U14	2.43	1.10
2014-09-13	Pleasanton Rage ECNL G00	0	Mustang SC ECNL G00	2	2014 ECNL U14	1.25	1.88
2014-09-06	De Anza Force ECNL G00	2	Pleasanton Rage ECNL G00	1	2014 ECNL U14	2.72	1.53